

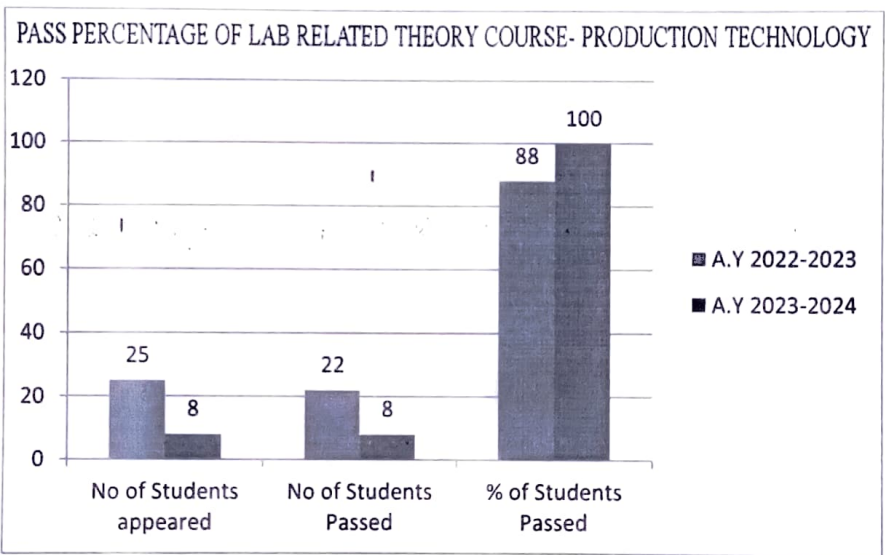
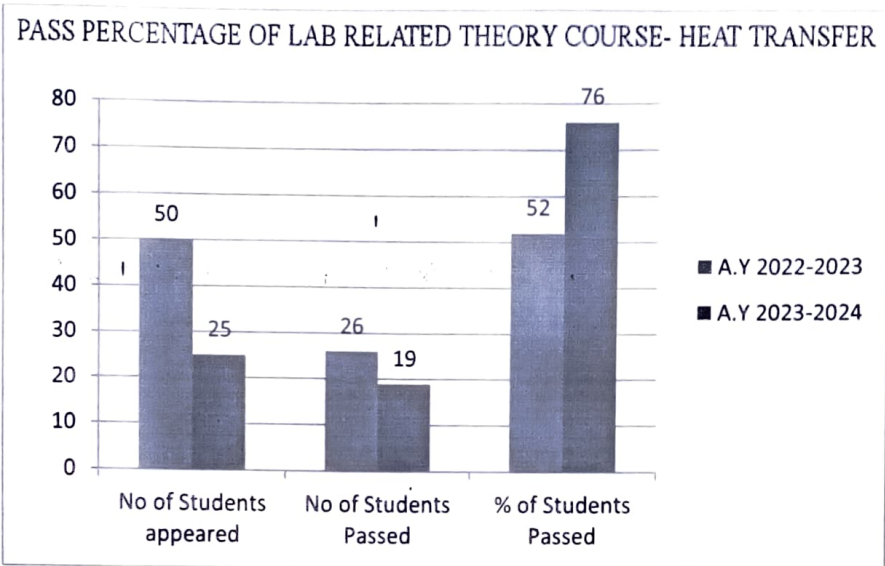


Empowering Minds

SRI VASAVI INSTITUTE OF ENGINEERING & TECHNOLOGY
Accredited by NBA (CSE,ECE& ME) & NAAC 'A' Grade
Approved by AICTE,New Delhi & Affiliated to JNTUK
Kakinada, An ISO 9001:2015 Certified Institute
Nandamuru, Pedana Mandal, Krishna Dist – 521369.



BAR CHART REPRESENTATION



CO-ORDINATOR

PRINCIPAL

Principal

Sri Vasavi Institute of
Engineering & Technology
NANDAMURU



SRI VASAVI INSTITUTE OF ENGINEERING & TECHNOLOGY
 APPROVED BY AICTE, NEW DELHI AFFILIATED TO JNTUK KAKINADA, AN ISO 9001:2015 CERTIFIED INSTITUTE
 NANDAMURU, PEDANA MANDAL, KRISHNA DIST, A.P. PIN:521 369
 DEPARTMENT OF MECHANICAL ENGINEERING
 CLASS/SECTION: II B.TECH I SEM
RESULT ANALYSIS 2023-24 RV



SL.No	Regd.No	M-III		MOS		PT		FMHM		KOM		CAEDP		FMHM LAB		PT LAB		D&MLAB		EOITK		CSP		TOTAL CREDI	STATUS		
		G	C	G	C	G	C	G	C	G	C	G	C	G	C	G	C	G	C	G	C	G	C				
1	23MQ5A0301	F	0	C	3	B	3	D	3	C	3	A+	1.5	A+	1.5	A+	1.5	A+	1.5	A+	2	COMP	0	A+	4	19	FAIL
2	23MQ5A0302	E	3	F	0	C	3	F	0	D	3	A+	1.5	A+	1.5	A	1.5	A+	1.5	A+	2	COMP	0	A+	4	16	FAIL
3	23MQ5A0303	E	3	B	3	C	3	F	0	E	3	A+	1.5	A+	1.5	A+	1.5	A+	1.5	A+	2	COMP	0	A+	4	19	FAIL
4	23MQ5A0304	E	3	E	3	C	3	F	0	D	3	A+	1.5	A+	1.5	A+	1.5	A+	1.5	A+	2	COMP	0	A+	4	19	FAIL
5	23MQ5A0305	E	3	D	3	B	3	F	0	D	3	A+	1.5	A+	1.5	A+	1.5	A+	1.5	A+	2	COMP	0	A+	4	19	FAIL
6	23MQ5A0306	E	3	E	3	B	3	F	0	E	3	A+	1.5	A+	1.5	A+	1.5	A+	1.5	A+	2	COMP	0	A+	4	19	FAIL
7	23MQ5A0307	D	3	C	3	B	3	D	3	E	3	A+	1.5	A+	1.5	A+	1.5	A+	1.5	A+	2	COMP	0	A+	4	22	PASS
8	23MQ5A0308	E	3	C	3	B	3	D	3	C	3	A+	1.5	A+	1.5	A+	1.5	A+	1.5	A+	2	COMP	0	A+	4	22	PASS
PASSED		7		7		8		3		8		8		8		8		8		8		8		2			
PASSED %		87.50		87.50		100.00		37.50		100.00		100.00		100.00		100.00		100.00		100.00		100.00		25.00			
FACULTY		Mrs.B.M		V.R		D.K.B		Dr.R.R		D.K.M		V.R		CH.A		D.K.B		D.K.M		Mrs.P		D.K.M					
Over all pass percentage :25%																											
No.of Students Appeared : 08												No.of Students Passed : 02															

Handwritten Signature
HOD

Handwritten Signature
PRINCIPAL



APPROVED BY AICTE, NEW DELHI AFFILIATED TO JNTUK KAKINADA, AN ISO 9001:2015 CERTIFIED INSTITUTE
 NANDAMURU, PEDANA MANDAL, KRISHNA DIST, A.P. PIN:521 369

DEPARTMENT OF MECHANICAL ENGINEERING
 CLASS /SECTION: III B.TECH II SEM



RESULT ANALYSIS 2023- 24 AFTER RV

S.No	Roll.No.	HT		DMM-II		AIML		AE		EE		HT LAB		CAE&CAM LAB		M&M LAB		AIML LAB		RM&IPR		Total Credits	Status
		GRADE	C	GRADE	C	GRADE	C	GRADE	C	GRADE	C	GRADE	C	GRADE	C	GRADE	C	GRADE	C	GRADE	C		
1	21MQ1A0301	E	3	D	3	E	3	F	0	F	0	A	1.5	B	1.5	A	1.5	A+	2	COMPL	0	16	F
2	21MQ1A0302	F	0	E	3	F	0	F	0	F	0	A	1.5	A	1.5	A	1.5	A+	2	COMPL	0	10	F
3	21MQ1A0303	D	3	C	3	E	3	E	3	E	3	A	1.5	C	1.5	A	1.5	A	2	COMPL	0	22	P
4	21MQ1A0304	E	3	D	3	F	0	F	0	F	0	A+	1.5	A	1.5	A+	1.5	A+	2	COMPL	0	13	F
5	21MQ1A0305	F	0	D	3	E	3	F	0	F	0	A	1.5	C	1.5	A	1.5	A	2	COMPL	0	19	F
6	22MQ5A0301	D	3	D	3	D	3	F	0	F	0	A	1.5	A	1.5	A+	1.5	A	2	COMPL	0	13	F
7	22MQ5A0302	F	0	D	3	F	0	E	3	F	0	A	1.5	C	1.5	A	1.5	A	2	COMPL	0	19	F
8	22MQ5A0303	D	3	B	3	D	3	B	3	D	3	A+	1.5	A+	1.5	A+	1.5	A	2	COMPL	0	13	F
9	22MQ5A0304	C	3	B	3	C	3	D	3	D	3	A+	1.5	A+	1.5	A+	1.5	A	2	COMPL	0	22	P
10	22MQ5A0305	D	3	D	3	E	3	E	3	F	0	A+	1.5	A+	1.5	A	1.5	A	2	COMPL	0	19	F
11	22MQ5A0306	C	3	B	3	D	3	D	3	D	3	A+	1.5	A+	1.5	A	1.5	A	2	COMPL	0	22	P
12	22MQ5A0307	F	0	D	3	D	3	D	3	E	3	A+	1.5	A	1.5	A	1.5	A	2	COMPL	0	22	P
13	22MQ5A0308	D	3	B	3	D	3	D	3	E	3	A+	1.5	A+	1.5	A	1.5	A	2	COMPL	0	19	F
14	22MQ5A0309	F	0	E	3	D	3	E	3	E	3	A	1.5	A	1.5	B	1.5	A	2	COMPL	0	22	P
15	22MQ5A0310	C	3	B	3	D	3	D	3	C	3	A	1.5	A	1.5	A	1.5	A	2	COMPL	0	19	F
16	22MQ5A0311	A	3	B	3	C	3	B	3	C	3	A+	1.5	A+	1.5	A+	1.5	A+	2	COMPL	0	22	P
17	22MQ5A0312	C	3	A	3	E	3	D	3	E	3	A+	1.5	A+	1.5	A+	1.5	A+	2	COMPL	0	22	P
18	22MQ5A0313	B	3	B	3	C	3	E	3	C	3	A+	1.5	A+	1.5	A	1.5	A+	2	COMPL	0	22	P
19	22MQ5A0314	E	3	D	3	E	3	F	0	E	3	A	1.5	B	1.5	B	1.5	A	2	COMPL	0	19	F
20	22MQ5A0315	D	3	B	3	D	3	B	3	D	3	A+	1.5	A+	1.5	A+	1.5	A	2	COMPL	0	22	P
21	22MQ5A0316	E	3	D	3	C	3	C	3	E	3	A+	1.5	A	1.5	A+	1.5	A	2	COMPL	0	22	P
22	22MQ5A0317	E	3	D	3	D	3	C	3	D	3	A+	1.5	A	1.5	A	1.5	A	2	COMPL	0	22	P
23	22MQ5A0318	F	0	C	3	E	3	D	3	E	3	A	1.5	C	1.5	B	1.5	A	2	COMPL	0	19	F
24	22MQ5A0319	E	3	B	3	C	3	C	3	E	3	A+	1.5	C	1.5	A	1.5	A	2	COMPL	0	22	P
25	22MQ5A0320	D	3	D	3	D	3	E	3	F	0	A+	1.5	B	1.5	A	1.5	A	2	COMPL	0	19	F
Pass		19		25		22		19		18		25		25		25		25		25		13	F
Percentage		76		100		88		76		72		100		100		100		100		100		48%	
Faculty		K.S		CHA		MD.A		D.K.M.		RESMA		D.K.B.		K.L.P		D.K.M		MD.A		A.N.D.P			
No.of Students Appeared : 25												Over all pass percentage : 48%											
												No.of Students Passed : 13											

1108

PRINCIPAL

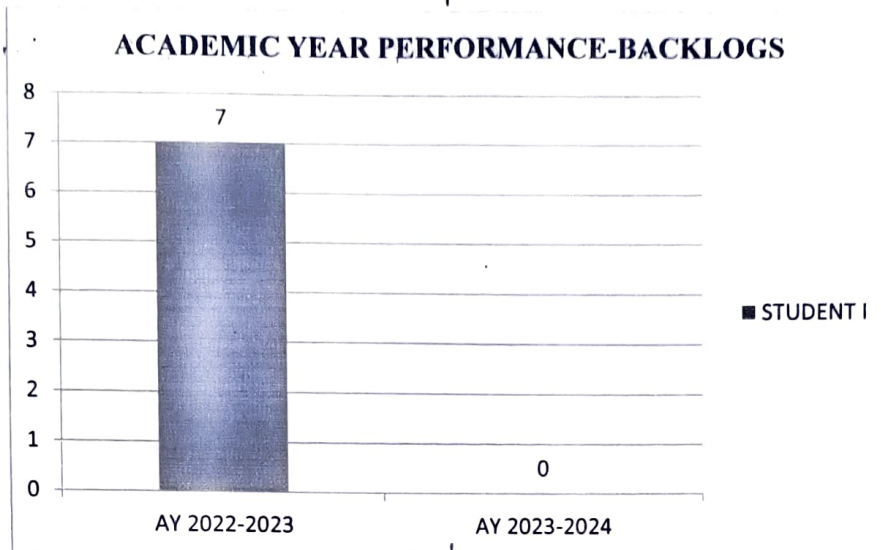


Empowering Minds

SRI VASAVI INSTITUTE OF ENGINEERING & TECHNOLOGY
Accredited by NBA (CSE,ECE& ME) & NAAC 'A' Grade
Approved by AICTE,New Delhi & Affiliated to JNTUK
Kakinada, An ISO 9001:2015 Certified Institute
Nandamuru, Pedana Mandal, Krishna Dist – 521369.



BAR CHART REPRESENTATION



CO-ORDINATOR

PRINCIPAL
Principal
Sri Vasavi Institute of
Engineering & Technology
NANDAMURU



SRI VASAVI INSTITUTE OF ENGINEERING & TECHNOLOGY

Approved by AICTE, New Delhi & Affiliated to JNTUK, Kakinada

Accredited by NBA (CSE, ECE & Mechanical) & NAAC with 'A' Grade


An ISO 9001:2015 Certified Institute



Nandamuru, Pedana Mandal, Krishna Dist – 521369.

STUDENT MENTOR RECORD

Department of Computer science and engeneering
Artificial Intelligence and machine
Learning



... Empowering Minds

Student Reg. No. 21MQ1A4253

Regulation: R2D

SRI VASAVI INSTITUTE OF ENGINEERING & TECHNOLOGY

Approved by AICTE, New Delhi & Affiliated to JNTUK, Kakinada
Accredited by **NBA (CSE, ECE & Mechanical) & NAAC with 'A' Grade**
An ISO 9001:2015 Certified Institute

Nandamuru, Pedana Mandal, Krishna Dist – 521369.

Department of *computer science and engineering Artificial Intelligence and machine Learning*



... Empowering Minds

STUDENT MENTOR RECORD

Student Reg.No: *21MCA1A4253* Regulation: *R20*

	Mentor Name	Designation	Contact No.
I Year	<i>Dr. R RAMEGA</i>	<i>Asst. Prof.</i>	<i>9360632921</i>
II Year	<i>Mr. Sarath Babu</i>	<i>Asst. Prof</i>	<i>9849732591</i>
III Year	<i>Ms. ch. swathi</i>	<i>Asst. Prof</i>	<i>7013085705</i>
IV Year			

STUDENT DATA SHEET




1. Student Reg. No. : 21MQ1A4253
2. Name of the Student : S. YUGANDHAR
3. Branch: CSE(AI-MI) Section: Quota: Convener / Management
4. Sex: Male / Female Date of Birth : 28/10/2003 Blood Group:
5. RH Category : Aadhaar Number: 6425 6799 2071
6. Father's Name : SAKHAMURI VENKATA SUBBA RAO
7. Mother's Name : SAKHAMURI MADHAVI
8. Occupation of Father : FARMER
9. Occupation of Mother : House hold
10. Guardian Name (if any) :
11. Percentage of Marks
 - a) 10th class : 9.0
 - b) IPE / Diploma : 757
12. EAMCET/ECET Rank : 666318
13. Contact Address : DNo: 6-28, Kovada,
Gudlavalluru 521356,
Krishna district.
14. Permanent Address : DNo: 6-28, Kovada,
Gudlavalluru 521356,
Krishna district.
15. Father Mobile No. : 9494208886
16. Mother Mobile No. : 7995678445
17. Guardian Mobile No. :
18. Student Mobile No. : 9390971471
19. Email Id of Father (or) Mother :
20. Email Id of Student : yugandhar.csm@gmail.com



Photograph
of
Guardian

Declaration:

The above mentioned information is true to the best of our knowledge, and if any change in address (or) mobile numbers, we will bring it to the notice of Institute authorities immediately

 Signature of the student	 Signature of the Father	 Signature of the Mother	 Signature of the Guardian
--	--	--	-------------------------------

Record of I Sem of the Academic Year: 2021 - 2022

Details of Academic Performance

Subject Name	Eng	Mat	PPSC	Chem	CEWS	ELCO	TPSC	AG	CS	Total
Credits										
of attendance up to the month ... July	80	80	80	80	80	80	79	80	79	
of attendance up to the month ... Aug.	78	78	78	78	78	78	78	78	78	
of attendance up to the month ... Sep...	90	90	90	90	90	90	90	90	90	↓
of attendance up to the month ... Oct...	95	95	95	95	95	95	95	95	95	95.91%
Assignment I	5	5	5	5						20
Assignment II	5	5	5	5						20
Mid I	14	12	13	12						47
Mid II	64	09	08	07						30
Final Internal Marks	18	23	24	21	11	14	13	13	C	
End Semester Grade	C	E	B	C	A	B	A+	A+		

Backlog Courses Information:

Subject Name	M-I	PPSC								
Internal Marks	18	08								
End Semester Marks	E	B								

Supplementary Details

Subject Name	PPSC									CGPA
Supply 1 (MM- YY)										
Grade / External Marks	B									
Supply 2 (MM- YY)										
Grade / External Marks										
Supply 3 (MM- YY)										
Grade / External Marks										
Supply 4 (MM- YY)										
Grade / External Marks										
Supply 5 (MM- YY)										
Grade / External Marks										
Supply 6 (MM- YY)										
Grade / External Marks										
Supply 7 (MM- YY)										
Grade / External Marks										
Supply 8 (MM- YY)										
Grade / External Marks										

Overall Performance up to this Semester

Total Credits : 19.5	SGPA : 7.38	No. of Backlogs : 1
Mentor Remarks about Attendance & Marks :	CGPA : -	HoD Remarks :

Record of **II Sem** of the Academic Year: 2021 - 2022

Details of Academic Performance

Subject Name	MTI	BDP	DC	DLD	PD	APL	DBL	PPL	Total
Credits									
% of attendance up to the month	100	100	100	100	100	100	100	100	
% of attendance up to the month	286	284	284	284	284	284	284	272	
% of attendance up to the month	92.6	92.6	92.6	92.6	92.6	91.1	91.6	92.1	
% of attendance up to the month	92.6	92.6	92.6	92.6	92.6	92.6	92.6	92.6	81
Assignment I	5	5	5	5	5				25
Assignment II	5	5	5	5	5				25
Mid I	9	11	8	10	3				41
Mid II	2	12	10	08	08				45
Final Internal Marks	18	18	18	20	18	12	11	12	
End Semester Grade	E	E	E	C	D	A	A	A+	

Backlog Courses Information:

Subject Name	M-ID	DLD							
Internal Marks	18	20							
End Semester Marks	E	C							

Supplementary Details

Subject Name									CGPA
Supply 1 (MM- YY)									
Grade / External Marks									
Supply 2 (MM- YY)									
Grade / External Marks									
Supply 3 (MM- YY)									
Grade / External Marks									
Supply 4 (MM- YY)									
Grade / External Marks									
Supply 5 (MM- YY)									
Grade / External Marks									
Supply 6 (MM- YY)									
Grade / External Marks									
Supply 7 (MM- YY)									
Grade / External Marks									
Supply 8 (MM- YY)									
Grade / External Marks									

Overall Performance up to this Semester

Total Credits : <u>19.5</u>	SGPA : <u>6.46</u>	No. of Backlogs : <u>03</u>
Mentor Remarks about Attendance & Marks :	CGPA :	HoD Remarks :

Record of III Sem of the Academic Year: 2022-23

Details of Academic Performance

Subject Name	M-III	MPFS	JAimL	oopS J	DBMS	JAimL	oopS L	DBMS L	MAD L	Total
Credits										
% of attendance up to the month ..SEP..	64.29	58.33	60.00	70.00	100.0	66.67	50.0	100.0	66.67	69.92
% of attendance up to the month ...Oct.....	71.43	75.0	100.0	80.0	97.37	100.0	100.0	100.0	33.33	77.01
% of attendance up to the month ...Nov.....	69.57	69.44	73.53	77.74	97.37	87.50	87.5	71.74	71.74	79.74
% of attendance up to the month ...Dec.....	69.57	69.44	73.53	77.74	97.37	87.50	71.7	71.7	67.44	79.74
Assignment I	5	5	5	5	5					25
Assignment II	5	5	5	5	5					25
Mid I	13	13	14	12	08					60
Mid II	07	07	13	09	12	13	13	11	11	48
Final Internal Marks	18	19	21	20	19					
End Semester Grade	D	E	D	C	E	D	A	A	A	A

Backlog Courses Information:

Subject Name	M-III	MPFS								
Internal Marks	18	19								
End Semester Marks	D	E								

Supplementary Details

Subject Name										CGPA
Supply 1 (MM- YY)										
Grade / External Marks										
Supply 2 (MM- YY)										
Grade / External Marks										
Supply 3 (MM- YY)										
Grade / External Marks										
Supply 4 (MM- YY)										
Grade / External Marks										
Supply 5 (MM- YY)										
Grade / External Marks										
Supply 6 (MM- YY)										
Grade / External Marks										
Supply 7 (MM- YY)										
Grade / External Marks										
Supply 8 (MM- YY)										
Grade / External Marks										

Overall Performance up to this Semester

Total Credits : 25.5	SGPA : 7.20	No. of Backlogs : 05
Mentor Remarks about Attendance & Marks :	CGPA :	HoD Remarks :

Record of **IV Sem** of the Academic Year: 2022-2023.....

Details of Academic Performance

Subject Name	PE&S	HEAT	META	CO	du/dm	YL	DNL	WAD	SOC	Total
Credits										
% of attendance up to the month ...Dec..	60.42	94.74	83.72	71.05	68%	71.05	94.74	60.42	69.04	77.5%
% of attendance up to the month ...Jan..	60.42	94.74	83.72	71.05	68	83.7	83.7	83.7	83.7	
% of attendance up to the month ...Feb..	60.42	94.74	83.72	71.05	68	71.74	71.74	74.1	71.4	
% of attendance up to the month ...Apr..	60.42	94.74	83.72	71.05	68	68	83.72	83.72	81.4	
Assignment I	T	J	T	T	J					25
Assignment II	J	T	J	J	J					25
Mid I	07	09	09	09	13					52
Mid II	07	15	08	08	15	11	13	12		53
Final Internal Marks	20	19	18	20	21	11	13	12		
End Semester Grade	D	D	C	D	C	A	A	A	A	

Backlog Courses Information:

Subject Name	FIAT	CO							
Internal Marks	19	20							
End Semester Marks	D	D							

Supplementary Details

Subject Name										CGPA
Supply 1 (MM- YY)										
Grade / External Marks										
Supply 2 (MM- YY)										
Grade / External Marks										
Supply 3 (MM- YY)										
Grade / External Marks										
Supply 4 (MM- YY)										
Grade / External Marks										
Supply 5 (MM- YY)										
Grade / External Marks										
Supply 6 (MM- YY)										
Grade / External Marks										
Supply 7 (MM- YY)										
Grade / External Marks										
Supply 8 (MM- YY)										
Grade / External Marks										

Overall Performance up to this Semester

Total Credits : <u>21.5</u>	SGPA : <u>7.19</u>	No. of Backlogs : <u>07</u> HoD Remarks :
Mentor Remarks about Attendance & Marks :	CGPA :	

Record of V Sem of the Academic Year: 2023-2024

Details of Academic Performance

Subject Name	RES	CD	OS	ML	DEV	sec L	assest L	MC	SI	Dev	Total
Credits											
% of attendance up to the month ...Sep...	78.08	78.69	67.14	87.04	87.04	87.04	86.4	81.8	81.9	90.0	↓
% of attendance up to the month ...oct...	73.08	78.69	67.14	87.04	87.04	87.04	86.4	81.4	89.0	90.00	
% of attendance up to the month ...nov...	73.08	78.69	67.14	87.04	87.04	87.04	87.04	87.04	87.04	87.04	
% of attendance up to the month ...Dec...	73.08	78.69	67.14	87.04	87.04	87.04	88.04	86.4	87.04	88.04	
Assignment I	J	J	J	J	5						20
Assignment II	J	J	J	J	5						20
Mid I	15	11	12	08	12						
Mid II	11	12	12	10	13		13	12	12	13	
Final Internal Marks	21	21	22	21	22		13	12	12	13	
End Semester Grade	B	D	C	D	D	A	A	A	B	A	

Backlog Courses Information:

Subject Name	Internal Marks	End Semester Marks

Supplementary Details

Subject Name	CGPA
Supply 1 (MM- YY)	
Grade / External Marks	
Supply 2 (MM- YY)	
Grade / External Marks	
Supply 3 (MM- YY)	
Grade / External Marks	
Supply 4 (MM- YY)	
Grade / External Marks	
Supply 5 (MM- YY)	
Grade / External Marks	
Supply 6 (MM- YY)	
Grade / External Marks	
Supply 7 (MM- YY)	
Grade / External Marks	
Supply 8 (MM- YY)	
Grade / External Marks	

Overall Performance up to this Semester

Total Credits : 21.5	SGPA : 7.26	No. of Backlogs : 0
Mentor Remarks about Attendance & Marks :	CGPA :	HoD Remarks :

Record of VI Sem of the Academic Year:2023-2024.....

Details of Academic Performance

Subject Name	IDT	CN	DB	DAA	SPM	SOC-IV	Lab	L	L	Total
							CN	AEC	DL	
Credits										
% of attendance up to the month ...DEC...	91.01	92.01	91.01	91.00	91.00	91.00	91.00	92.01	92.01	
% of attendance up to the month ...JAN...	89.91	89.91	89.91	90.00	91.01	92.1	89.91	89.91	90.01	
% of attendance up to the month ...MARCH...	92.10	92.10	92.01	92.01	92.10	92.10	92.10	92.10	92.1	
% of attendance up to the month ...APR...	91.10	92.10	92.1	93.01	92.01	92.1	92.01	92.01	92.01	92.01
Assignment I	5	5	5	5	5					25
Assignment II	5	5	5	5	5					25
Mid I	13	9	14	12	15					63
Mid II	12	9	14	14	14					63
Final Internal Marks	24	25	28	21	21		13	13	13	
End Semester Grade	B	E	C	B	C	A	A+	A	A	

Backlog Courses Information:

Subject Name										
Internal Marks										
End Semester Marks										

Supplementary Details

Subject Name										CGPA
Supply 1 (MM- YY)										
Grade / External Marks										
Supply 2 (MM- YY)										
Grade / External Marks										
Supply 3 (MM- YY)										
Grade / External Marks										
Supply 4 (MM- YY)										
Grade / External Marks										
Supply 5 (MM- YY)										
Grade / External Marks										
Supply 6 (MM- YY)										
Grade / External Marks										
Supply 7 (MM- YY)										
Grade / External Marks										
Supply 8 (MM- YY)										
Grade / External Marks										

Overall Performance up to this Semester

Total Credits : 21.5	SGPA : 7.81	No. of Backlogs : 0
Mentor Remarks about Attendance & Marks :	CGPA :	HoD Remarks :