



**SRI VASAVI INSTITUTE OF ENGINEERING & TECHNOLOGY  
(AUTONOMOUS)**

Accredited by NAAC & NBA (CSE, ECE, & ME)

Approved by AICTE, New Delhi & Permanently Affiliated to JNTUK,  
Kakinada

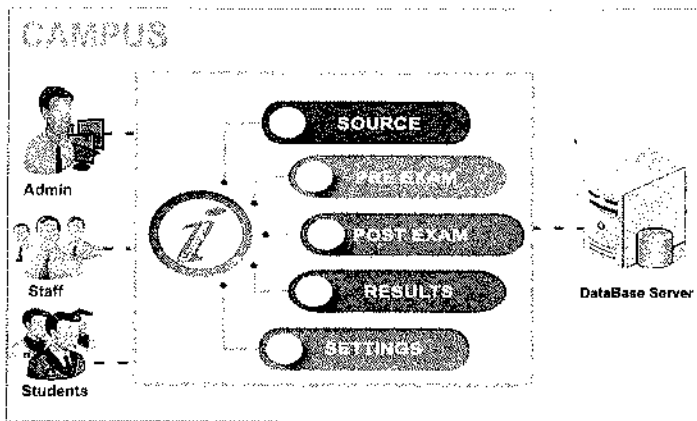
Nandamuru-521369, Pedana Mandal, Krishna District, Andhra Pradesh, India

**EXAM SOFTWARE**

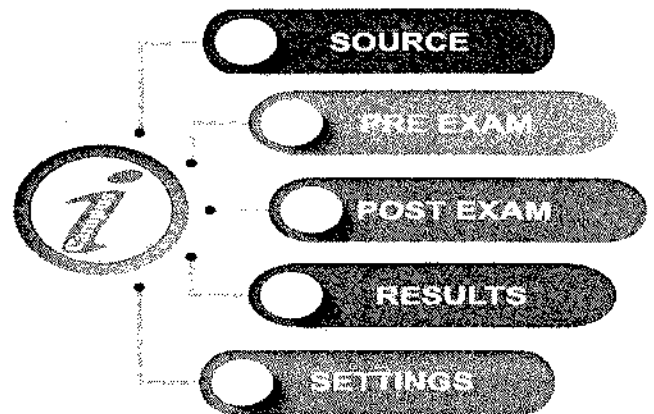
**EXAM MODULE DESCRIPTION:**

Exam Module is a complete and customized solution for Autonomous colleges to handle all the Examination related work. By going through the flow of application one can easily maintain its student details, Exams details, Exam wise fee details, subject details, Exam scheduling, and OMR Recognition Details with hand writing also. This software includes the User-friendly menus can easily generate all the reports.

**ARCHITECTURE**



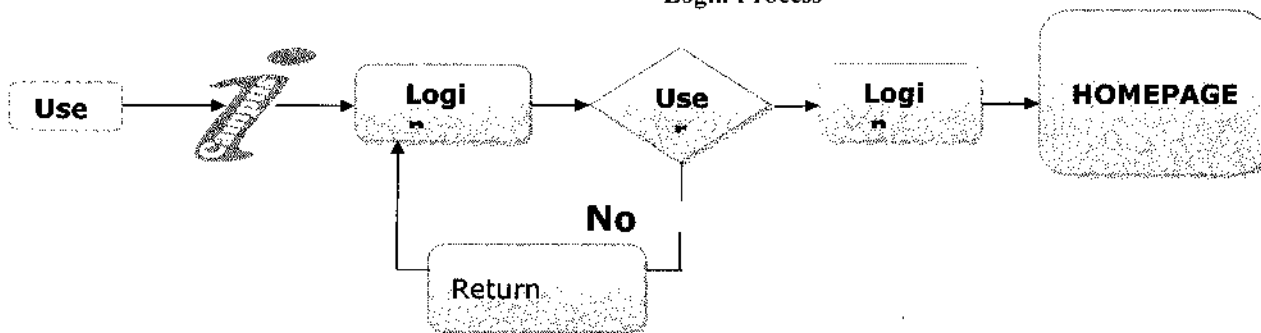
**Modules**



Exam Software has 3 types of stake holders namely- Admin, Staff and Students. Admin can use all above mentioned module features. Staff and Students can only access the modules which are given by the Admin.

The administrator is the super user of this application. Anyone except admin cannot enter into this page. The admin can allow staff & students and can give privileges that which portion they can access. The administrator will have all the information about all the users and administrator & about the entire information regarding to the application.

**Login Process**



This module contains all the information about the authenticated user. User without his username and password can't login, if he is only the authenticated user then he can enter to his login and he can see the all the information related to the application.


# Welcome to iCampus

Please login with your Username and Password.

[Forgot Password?](#)

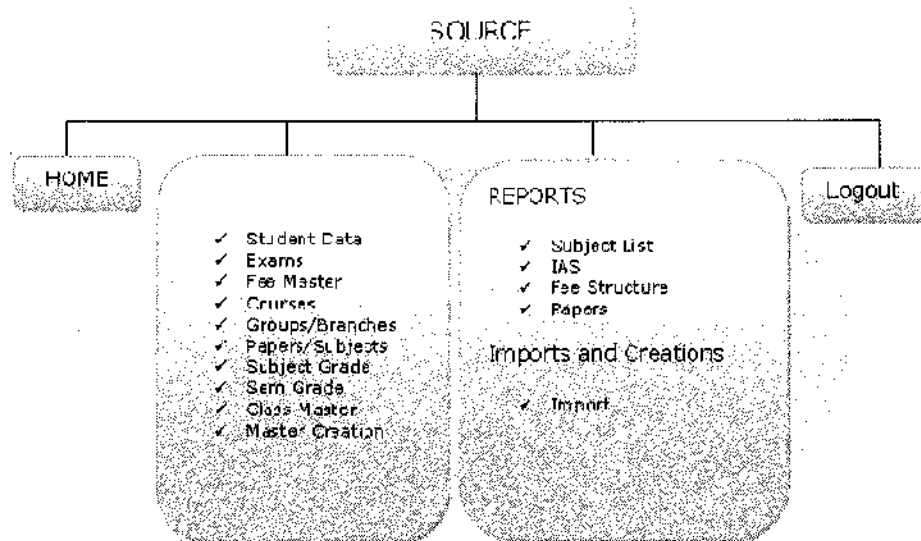
- Dashboard
- Source
- Source Reports
- Pre Exams
- Pre Exam Reports
- Post Exams
- Post Exam Reports
- Results
- Result Reports
- Settings
- Evaluation
- OBE
- OBE Reports
- Change Theme

## SRI VASAVI INSTITUTE OF ENGINEERING AND TECHNOLOGY



© D Base Solutions 2016

### SOURCE MODULE:



**Student Data:** The Student Data sub module provided for the computerization of the student personalized data, In this Form User can also add the photograph of the student into database. The Registration number will generate automatically, according to the given criteria. Student information can find by REGNO and it can be edited.

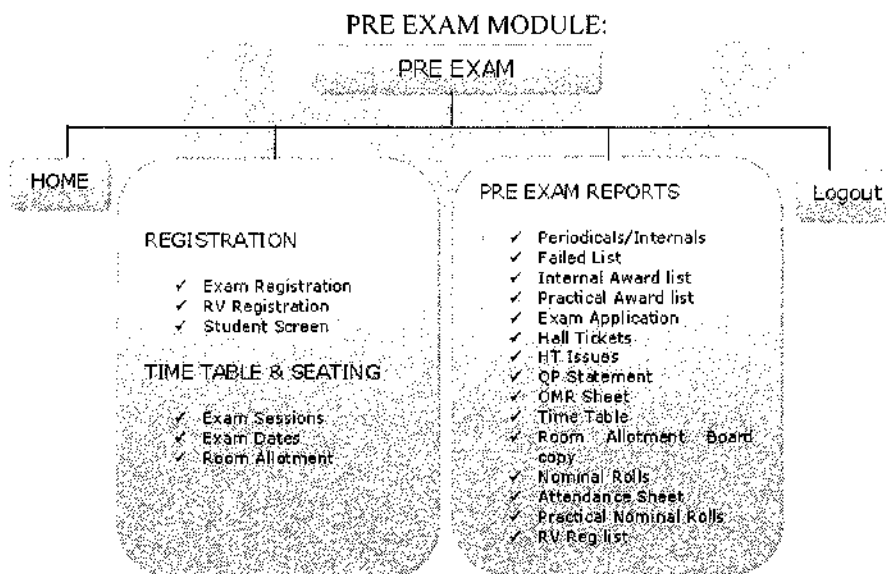
**Exams Registrations/Exams Master:** The Exams Sub module Deals with creation of exams with batch wise details.

**Fee Structure:** This Sub module deals with creation of exam fee for regular and supplementary

**Courses and Groups Master:** The Sub modules deal with creation of course management and course wise branch creation and branch management.

**Papers Master:** The Above Sub module provided the Courses, Branch and Papers. Once the user enters the code in any section, Description of that code will be displayed, incase of record existence, The user can modify and delete that record, otherwise user have to enter code, description and press save to add new record, when entering the papers section credits, elective, practical etc. steps should be entered carefully, once the data entered in theory, internal, Practical then total, theory pass total pass will be calculated automatically.

**Subject and Semester Grade Master:** In this module user/admin has to enter Regulation wise marks range to apply grade and grade points. In Semester module has to enter SGPA range to allot Semester Grade.




**Exam Registration:** Once the user entered the REGNO, in case of supplementary candidates, semester wise failed papers will be added to the list, and also opted papers will be added to opted list in case of any.

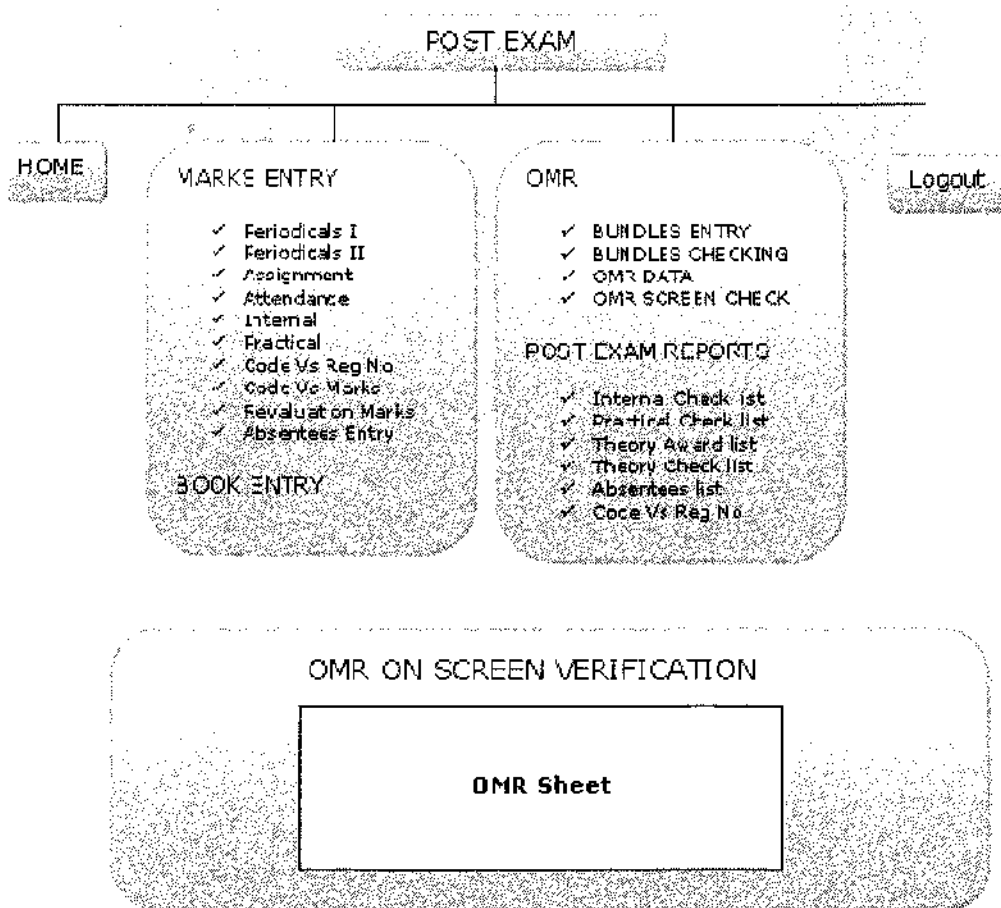
**Student Screen:** In this module candidate wise back logs and regular papers will be shown and semester wise fee particulars(According to fee structure) will be shown and before going to pay the exam fee, student can see his/her semester wise subjects to be appeared and fee to be paid.

**Exam Sessions:** The above form indicates the Exam Semester Vs Session Allotment.

**Exam Date Allotment:** The above form contains the Semester wise subject wise examination date allotment and here user can export data to excel for room seating and any internal usage



**POST EXAM MODULE:**

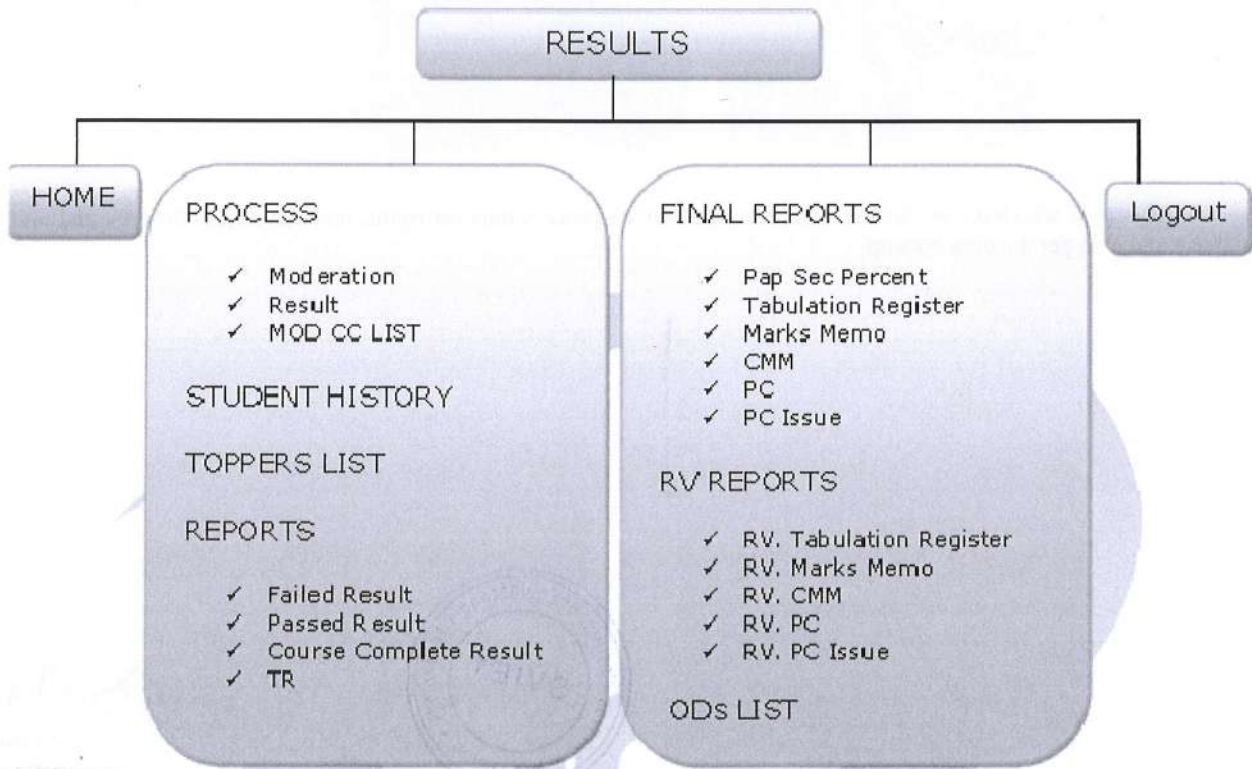


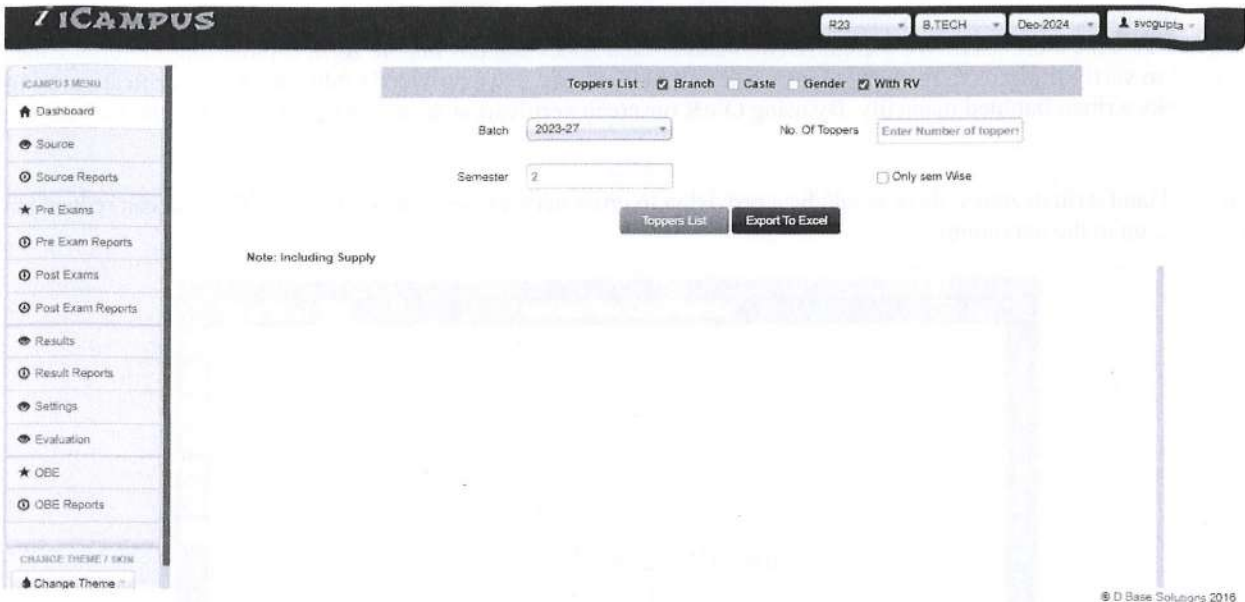
In the above form, we recognize not only bubbles we do it for hand written Digits also, so that cross verification between hand written and bubbled can be done there itself. We recognize two hand written zones and one bubble zone, if three zones returns same marks, there is no need to verify If it fails to recognize same marks from three zones, we provided OMR on screen verification using this user has to enter Marks written/bubbled manually. By using OMR onscreen verification there is no need to search and pick physical sheet once scanned.

By recognizing Hand written zones, there would be a provision to cross verification of recognized data, which can reduce manually verification time, up to the maximum.

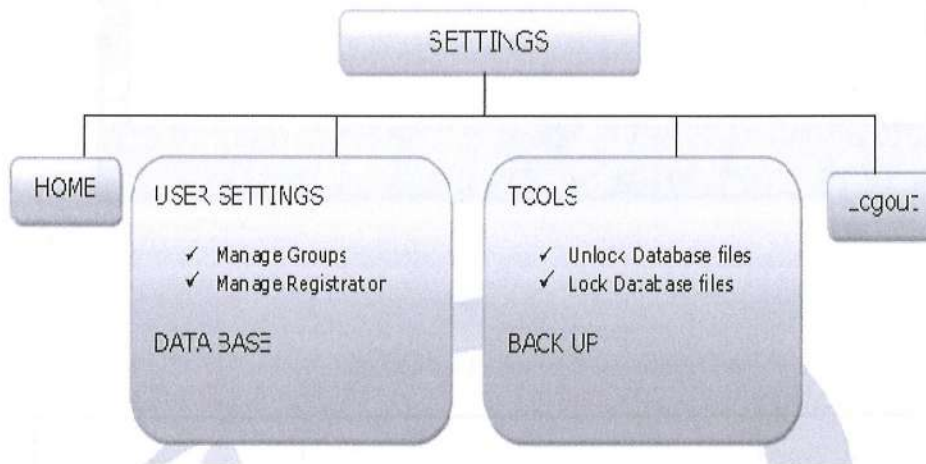


RESULTS MODULE:





SETTINGS MODULE:



The users who have an Admin Rights so that they can access the user rights, and can access the lock and unlock the database and also get the data backup.



*(Handwritten Signature)*  
 PRINCIPAL  
 PRINCIPAL  
 Sri Vasavi Institute of  
 Engineering & Technology  
 NANDAMURU