

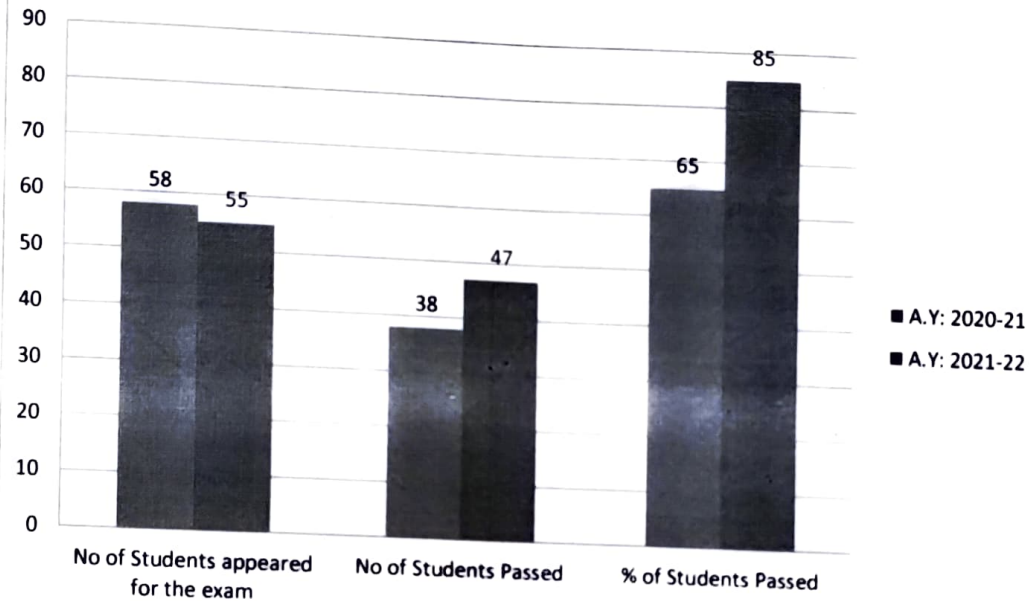


SRI VASAVI INSTITUTE OF ENGINEERING & TECHNOLOGY
Accredited by NBA (CSE, ECE & ME) & NAAC 'A' Grade Approved by AICTE,
New Delhi & Affiliated to JNTUK Kakinada, An ISO 9001:2015 Certified
Institute Nandamuru, Pedana Mandal, Krishna Dist - 521369.



BAR CHART REPRESENTATION

PASS PERCENTAGE OF LAB RELATED THEORY COURSE




CO-ORDINATOR


PRINCIPAL



SRI VASAVI INSTITUTE OF ENGINEERING & TECHNOLOGY

Accredited by NBA & NAAC with 'A' Grade



APPROVED BY THE GOVT. OF ANDHRA PRADESH, ANANDAPURAM DISTRICT, AP

NANDAMURI, PRIDANA MANDAL, KRISHNA DIST, AP PIN 521 369

DEPARTMENT OF ELECTRONICS AND COMMUNICATION ENGINEERING

CLASS/SECTION III BTech I SEM ECE-A

RESULT ANALYSIS 2021-22



S.No	Roll No.	LCA		AMMC		DC		Edu		DSDH		DEVAL		DULAD		SPPCAD		MINI	IP	Total Credits	Status	
		G	C	G	C	G	C	G	C	G	C	G	C	G	C	G	C					
1	19MCIAD01	D	3	C	3	D	3	D	3	C	3	S	3	O	3	S	3	0	15	18	FAIL	
2	19MCIAD02	C	3	B	3	B	3	C	3	F	0	S	3	O	3	S	3	0	15	12	FAIL	
3	19MCIAD03	F	0	D	3	F	0	F	0	D	3	A	3	A	3	A	3	0	15	15	PASS	
4	19MCIAD04	C	3	C	3	C	3	C	3	D	3	S	3	O	3	O	3	0	15	12	FAIL	
5	19MCIAD05	D	3	E	0	D	3	F	0	F	0	A	3	B	3	A	3	0	15	15	PASS	
6	19MCIAD06	D	3	C	3	D	3	D	3	D	3	A	3	B	3	B	3	0	15	15	FAIL	
7	19MCIAD07	D	3	D	3	D	3	D	3	E	0	O	3	O	3	O	3	0	15	15	PASS	
8	19MCIAD08	C	3	B	3	B	3	B	3	B	3	O	3	O	3	O	3	0	15	15	PASS	
9	19MCIAD09	C	3	B	3	B	3	B	3	B	3	O	3	O	3	O	3	0	15	21	PASS	
10	19MCIAD10	C	3	B	3	B	3	B	3	D	3	O	3	O	3	O	3	0	15	15	FAIL	
11	19MCIAD11	ABSE NT	0	ABSE NT	0	ABSE NT	0	ABSE NT	0	ABSE NT	0	ABSE NT	0	ABSE NT	0	ABSE NT	0	0	0.0	0	0	FAIL
12	19MCIAD12	C	3	C	3	D	3	F	0	D	3	S	3	S	3	S	3	0	15	15	PASS	
13	19MCIAD13	B	3	C	3	B	3	C	3	D	3	O	3	O	3	O	3	0	15	15	PASS	
14	19MCIAD14	B	3	A	3	C	3	C	3	C	3	O	3	S	3	S	3	0	15	15	PASS	
15	19MCIAD15	C	3	D	3	B	3	D	3	D	3	S	3	S	3	S	3	0	15	21	PASS	
16	19MCIAD16	D	3	C	3	D	3	D	3	D	3	O	3	A	3	A	3	0	15	15	FAIL	
17	19MCIAD17	D	3	B	3	D	3	D	3	F	0	B	3	A	3	B	3	0	15	15	FAIL	
18	19MCIAD18	C	3	D	3	C	3	D	3	F	0	O	3	S	3	O	3	0	15	15	FAIL	
19	19MCIAD19	C	3	D	3	D	3	D	3	F	0	S	3	A	3	S	3	0	15	15	FAIL	
20	19MCIAD21	F	0	F	0	F	0	F	0	F	0	A	3	A	3	B	3	0	15	6	FAIL	
21	19MCIAD22	F	0	F	0	F	0	F	0	F	0	B	3	C	3	A	3	0	15	6	FAIL	
22	19MCIAD23	F	0	F	0	F	0	F	0	F	0	O	3	A	3	A	3	0	15	6	FAIL	
23	19MCIAD24	F	0	F	0	F	0	F	0	F	0	S	3	A	3	A	3	0	15	6	FAIL	
24	19MCIAD25	F	0	F	0	F	0	F	0	F	0	A	3	A	3	A	3	0	15	21	PASS	
25	19MCIAD26	D	3	D	3	D	3	D	3	D	3	S	3	A	3	A	3	0	15	15	FAIL	
26	19MCIAD27	D	3	D	3	F	0	D	3	F	0	S	3	S	3	S	3	0	15	15	FAIL	

Faculty	85.45% GSA	85.45% DVS	63.63% PSB	81.81% SV	60.00% DR.A.F.R	98.18% GSA/NIP	98.18% PSB/SV	98.18% KR/N/DVS	98.18% DVS		
28 20MOS40401	D	C	D	D	F	O	O	O	O	18	FAIL
29 20MOS40402	C	A	D	D	C	O	O	O	O	18	FAIL
30 20MOS40403	C	B	D	D	F	O	O	O	O	18	FAIL
31 20MOS40404	D	D	D	C	D	O	O	O	O	18	FAIL
32 20MOS40405	C	B	D	A	F	O	O	O	O	18	FAIL
33 20MOS40406	C	C	D	B	D	O	O	O	O	18	FAIL
34 20MOS40407	C	C	D	B	D	O	O	O	O	18	FAIL
35 20MOS40408	C	C	C	B	D	O	O	O	O	18	FAIL
36 20MOS40409	C	C	D	B	D	O	O	O	O	18	FAIL
37 20MOS40410	D	E	E	D	F	O	O	O	O	18	FAIL
38 20MOS40411	C	D	D	A	D	O	O	O	O	18	FAIL
39 20MOS40412	C	B	D	B	F	O	O	O	O	18	FAIL
40 20MOS40413	C	D	D	C	F	O	O	O	O	18	FAIL
41 20MOS40414	D	D	D	C	F	O	O	O	O	18	FAIL
42 20MOS40415	C	C	C	C	F	O	O	O	O	18	FAIL
43 20MOS40416	D	D	C	C	D	O	O	O	O	18	FAIL
44 20MOS40417	B	D	D	D	D	O	O	O	O	18	FAIL
45 20MOS40418	D	B	E	D	C	O	O	O	O	18	FAIL
46 20MOS40419	C	D	E	B	D	O	O	O	O	18	FAIL
47 20MOS40420	D	C	E	C	C	O	O	O	O	18	FAIL
48 20MOS40421	C	D	F	D	E	O	O	O	O	18	FAIL
49 20MOS40422	C	C	F	D	D	O	O	O	O	18	FAIL
50 20MOS40423	C	C	E	D	C	O	O	O	O	18	FAIL
51 20MOS40424	D	C	E	D	D	O	O	O	O	18	FAIL
52 20MOS40425	C	C	F	C	C	O	O	O	O	18	FAIL
53 20MOS40426	C	B	F	C	C	O	O	O	O	18	FAIL
54 20MOS40427	C	D	D	C	D	O	O	O	O	18	FAIL
55 20MOS40428	C	C	C	C	D	O	O	O	O	18	FAIL
Pass	47	47	35	45	33	54	54	54	54	18	FAIL
Percentage	85.45%	85.45%	63.63%	81.81%	60.00%	98.18%	98.18%	98.18%	98.18%	22	
Faculty	GSA	DVS	PSB	SV	DR.A.F.R	GSA/NIP	PSB/SV	KR/N/DVS	DVS	40	
No. of Students Appeared : 55											

Handwritten mark

Handwritten signature

Roll No.	Percentage	Faculty	GSA	DVS	PSB	SV	DE A PR	GSA/MP	PSB/SV	ARKS/DVS	DVS	Total	Percentage	
30	19M01A0462	D	3	C	D	3	C	3	D	3	D	3	30	
31	20M05A0429	B	3	C	B	3	C	3	C	3	C	3	30	
32	20M05A0430	B	3	C	B	3	C	3	C	3	C	3	30	
33	20M05A0431	C	3	C	B	3	C	3	C	3	C	3	30	
34	20M05A0432	B	3	C	C	3	C	3	C	3	C	3	30	
35	20M05A0433	C	3	C	C	3	C	3	C	3	C	3	30	
36	20M05A0434	B	3	C	C	3	C	3	C	3	C	3	30	
37	20M05A0435	C	3	C	D	3	C	3	C	3	C	3	30	
38	20M05A0436	C	3	C	D	3	C	3	C	3	C	3	30	
39	20M05A0437	C	3	B	D	3	C	3	C	3	C	3	30	
40	20M05A0438	D	3	D	C	3	C	3	C	3	C	3	30	
41	20M05A0439	D	3	D	D	3	C	3	C	3	C	3	30	
42	20M05A0440	C	3	D	E	3	C	3	C	3	C	3	30	
43	20M05A0441	C	3	C	D	3	C	3	C	3	C	3	30	
44	20M05A0443	B	3	B	A	3	C	3	C	3	C	3	30	
45	20M05A0444	C	3	C	B	3	C	3	C	3	C	3	30	
46	20M05A0445	D	3	D	E	3	C	3	C	3	C	3	30	
47	20M05A0446	D	3	C	D	3	C	3	C	3	C	3	30	
48	20M05A0447	D	3	C	D	3	C	3	C	3	C	3	30	
49	20M05A0448	C	3	C	D	3	C	3	C	3	C	3	30	
50	20M05A0449	E	0	C	D	3	C	3	C	3	C	3	30	
51	20M05A0450	C	3	C	D	3	C	3	C	3	C	3	30	
52	20M05A0451	D	3	C	E	3	C	3	C	3	C	3	30	
53	20M05A0452	C	3	C	E	3	C	3	C	3	C	3	30	
54	20M05A0453	E	0	D	E	3	C	3	C	3	C	3	30	
55	20M05A0455	C	3	D	F	3	C	3	C	3	C	3	30	
56	20M05A0457	C	3	C	F	3	C	3	C	3	C	3	30	
Pass			49	52	37	54	39	50	56	56	46	21	35	
Percentage			87.50%	92.86%	66.07%	96.43%	69.64%	100.00%	100.00%	100.00%	100.00%	100.00%	46.43%	
Faculty			GSA	DVS	PSB	SV	DE A PR	GSA/MP	PSB/SV	ARKS/DVS	DVS	Total	Percentage	
No. of Students Appeared : 56														
No. of Students Passed : 36														

HOD

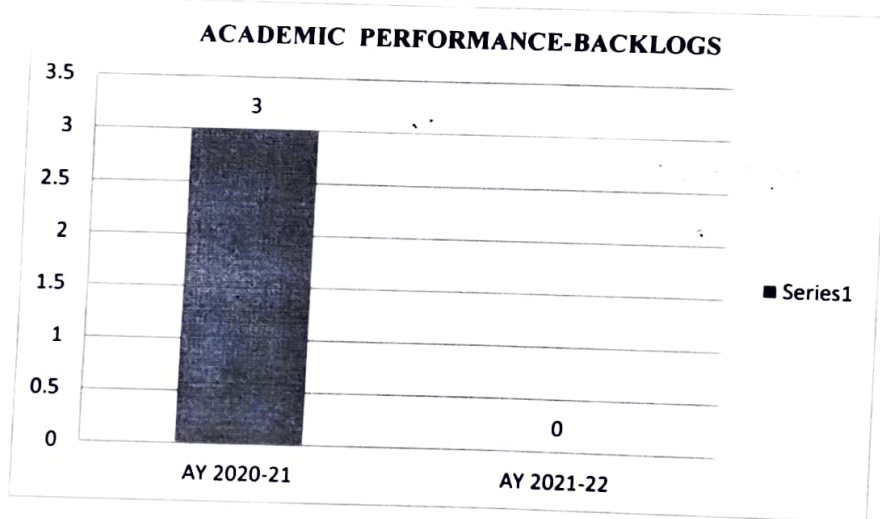
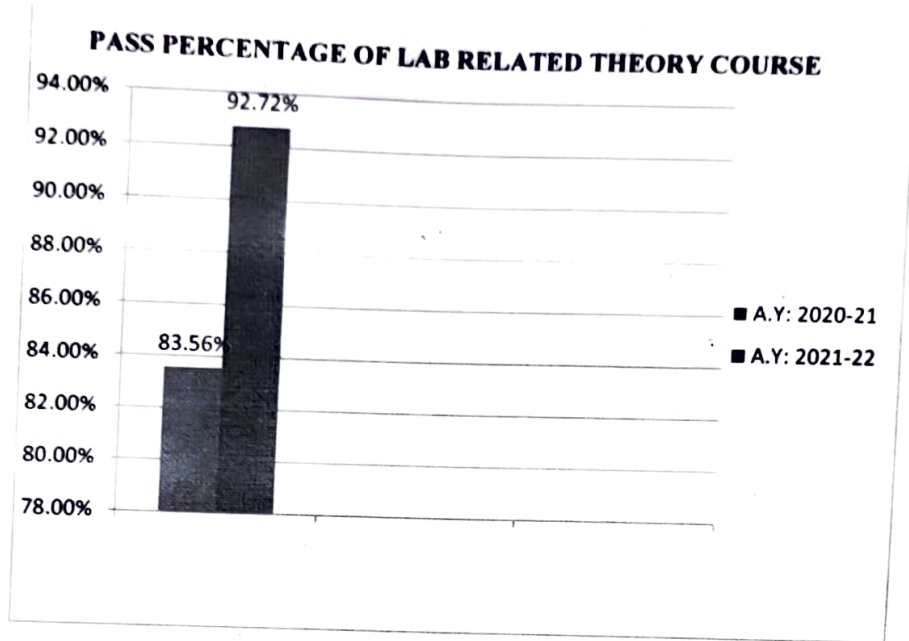
Principal



SRI VASAVI INSTITUTE OF ENGINEERING & TECHNOLOGY
Accredited by NBA (CSE, ECE & ME) & NAAC 'A' Grade Approved by AICTE,
New Delhi & Affiliated to JNTUK Kakinada, An ISO 9001:2015 Certified
Institute Nandamuru, Pedana Mandal, Krishna Dist - 521369.



BAR CHART REPRESENTATION




CO-ORDINATOR


PRINCIPAL

STUDENT DATA SHEET

1. Student Reg. No. : 19M011A0101

2. Name of the Student : JULURI BALA VENKATA HARISH

3. Branch: CIVIL Section: Quota: Convenor / Management ✓

4. Sex: Male / Female Date of Birth : 08-4-2001 Blood Group: B+

5. RH Category : Aadhaar Number: _____

6. Father's Name : _____

7. Mother's Name : _____

8. Occupation of Father : Farmer

9. Occupation of Mother : HOUSE WIFE

10. Guardian Name (if any) : _____

11. Percentage of Marks
 a) 10th class : 80.7
 b) IPE / Diploma : 80.2

12. EAMCET/ECET Rank : NO

13. Contact Address : BANTUMILLI, Krishna Dist
 near Vignana Bhaxathi
 degree college

14. Permanent Address : Bantumilli, Krishna Dist
 near Vignana bhaxathi
 degree college

15. Father Mobile No. : 9247886189

16. Mother Mobile No. : 9059816189

17. Guardian Mobile No. : _____

18. Student Mobile No. : 7337044674

19. Email Id of Father (or) Mother : _____

20. Email Id of Student : harish.juluri.9@gmail.com



Recent
 Photograph
 of
 Guardian

Declaration:
 The above mentioned information is true to the best of our knowledge, and if any change in address (or) mobile numbers, we will bring it to the notice of Institute authorities immediately

J. B. V Harish	J. B. V. Harish	J. N. V. Sridhar	
Signature of the student	Signature of the Father	Signature of the Mother	Signature of the Guardian

Record of III Sem of the Academic Year: 2020-2021

Details of Academic Performance

Subject Name	CVSM	SM-I	Fmech	Survey	BmP	TE-1	Emph	SFO	Total
Credits	3	3	3	3	3	3	1.5	1.5	21
% of attendance up to the month ..July.	95%	55%	75%	59%	58%	59%	60%	60%	
% of attendance up to the month ..Augst	62%	62%	64%	62%	63%	64%	70%	70%	
% of attendance up to the month ...Sept.	69%	70%	71%	79%	75%	79%	79%	79%	
% of attendance up to the monthOct.	75%	78%	80%	85%	90%	90%	90%	95%	
Assignment I	5	5	5	5	5	5			
Assignment II	5	5	5	5	5	5			
Mid I	6	8	5	8	7	6			
Mid II	10	10	7	9	7	5	19	19	
Final Internal Marks	16	18	17	19	18	17	19	19	
End Semester Grade	F	F	D	S	B	C	S	O	

Backlog Courses Information:

Subject Name	CVSM	SM-I							
Internal Marks	16	18							
End Semester Marks	C								

Supplementary Details

Subject Name										CGPA
Supply 1 (MM- YY)										
Grade / External Marks										
Supply 2 (MM- YY)										
Grade / External Marks										
Supply 3 (MM- YY)										
Grade / External Marks										
Supply 4 (MM- YY)										
Grade / External Marks										
Supply 5 (MM- YY)										
Grade / External Marks										
Supply 6 (MM- YY)										
Grade / External Marks										
Supply 7 (MM- YY)										
Grade / External Marks										
Supply 8 (MM- YY)										
Grade / External Marks										

Overall Performance up to this Semester

Total Credits :	SGPA : 6.14	No. of Backlogs : 04
Mentor Remarks about Attendance & Marks :	CGPA :	HoD Remarks :

Record of IV Sem of the Academic Year:2020.....2021.....

Details of Academic Performance

Subject Name	En-11	MM	EG	TE-11	EE-1	Credits	Internal	External	Total
Credits	3	3	3	3	3	1.5	1.5	1.5	4.5
% of attendance up to the month ... Nov...	65%	65%	65%	65%	65%	65%	65%	65%	
% of attendance up to the month ... Dec...	70%	65%	70%	65%	65%	65%	65%	65%	
% of attendance up to the month ... Jan...	75%	70%	65%	65%	70%	65%	65%	65%	
% of attendance up to the month ... Feb...	80%	80%	80%	80%	80%	80%	80%	80%	
Assignment I	5	5	5	5	5				
Assignment II	5	5	5	5	5				
Mid I	10	10	6	8	7				
Mid II	8	9	9	6	7	19	19	18	
Final Internal Marks	18	19	18	19	19	19	19	18	
End Semester Grade	C	A	F	D	B	0	0	0	

Backlog Courses Information:

Subject Name	EG	SM						
Internal Marks	15							
End Semester Marks								

Supplementary Details

Subject Name										CGPA
Supply 1 (MM- YY)										
Grade / External Marks										
Supply 2 (MM- YY)										
Grade / External Marks										
Supply 3 (MM- YY)										
Grade / External Marks										
Supply 4 (MM- YY)										
Grade / External Marks										
Supply 5 (MM- YY)										
Grade / External Marks										
Supply 6 (MM- YY)										
Grade / External Marks										
Supply 7 (MM- YY)										
Grade / External Marks										
Supply 8 (MM- YY)										
Grade / External Marks										

Overall Performance up to this Semester

Total Credits : 16	SGPA : 6.21	No. of Backlogs : 01
Mentor Remarks about Attendance & Marks :	CGPA :	HoD Remarks :

of V Sem of the Academic Year:2021-22.....

Details of Academic Performance

Subject Name	SA	CT	WR-I	ET-II	RRB	Goce		CT Lab	SRW-II Lab	Total
Credits	3	2	3	3	3	3		1.5	1.5	20
% of attendance up to the month July.	75%	89%	89%	76%	86%	94%		90%	95%	
% of attendance up to the month Aug.	74%	80%	89%	82%	89%	92%		89%	95%	
% of attendance up to the month Sept.	79%	86%	90%	84%	88%	94%		90%	95%	
% of attendance up to the month Oct.	86%	92%	92%	85%	89%	95%		90%	95%	
Assignment I	5	5	5	5	5	5				
Assignment II	5	5	5	5	5	5				
Mid I	3	6	9	9	7	6				
Mid II	8	10	10	9	10	10	19	19		
Final Internal Marks	16	17	18	18	18	19	19	19		
End Semester Grade	C	C	C	B	C	C	O	O		

Backlog Courses Information:

Subject Name									
Internal Marks									
End Semester Marks									

Supplementary Details

Subject Name										CGPA
Supply 1 (MM- YY)										
Grade / External Marks										
Supply 2 (MM- YY)										
Grade / External Marks										
Supply 3 (MM- YY)										
Grade / External Marks										
Supply 4 (MM- YY)										
Grade / External Marks										
Supply 5 (MM- YY)										
Grade / External Marks										
Supply 6 (MM- YY)										
Grade / External Marks										
Supply 7 (MM- YY)										
Grade / External Marks										
Supply 8 (MM- YY)										
Grade / External Marks										

Overall Performance up to this Semester

Total Credits : 20	SGPA : 6.75	No. of Backlogs : 00
Mentor Remarks about Attendance & Marks :	CGPA :	HoD Remarks :

Details of Academic Performance

Subject Name	DCRS	WFT-I	WTE-I	PCFA	NSM	PM		CAD	EG	SRP	Total
Credits	3	3	3	3	3	3		3	1.5	1.5	
% of attendance up to the month ...Jan...	87%	92%	93.5%	94%	94%	97%		92%	93%	95%	
% of attendance up to the month ...Feb...	90%	91.5%	92.5%	93.5%	94%	97%		95%	96%	98%	
% of attendance up to the month ...March...	89%	93%	93.5%	94.5%	94%	94.5%		98%	100%	95%	
% of attendance up to the month ...April...	91%	92%	93.5%	94%	94%	95%		100%	100%	95%	
Assignment I	5	5	5	5	4	5					
Assignment II	4	5	5	5	4	5					
Mid I	8	11	9	8	7	8					
Mid II	9	6	8	7	9	7					
Final Internal Marks	19	20	17	19	17	16		18	20	18	
End Semester Grade	B	C	B	D	B	D		S	O	S	

Backlog Courses Information:

Subject Name									
Internal Marks									
End Semester Marks									

Supplementary Details

Subject Name										CGPA
Supply 1 (MM-YY)										
Grade / External Marks										
Supply 2 (MM-YY)										
Grade / External Marks										
Supply 3 (MM-YY)										
Grade / External Marks										
Supply 4 (MM-YY)										
Grade / External Marks										
Supply 5 (MM-YY)										
Grade / External Marks										
Supply 6 (MM-YY)										
Grade / External Marks										
Supply 7 (MM-YY)										
Grade / External Marks										
Supply 8 (MM-YY)										
Grade / External Marks										

Overall Performance up to this Semester

Total Credits : 22	SGPA : 6.75	No. of Backlogs : 0
Mentor Remarks about Attendance & Marks :	CGPA :	HoD Remarks :